

Содержание

Identifying the Number of Subscriber Devices (Behind a Router)	3
--	---

Identifying the Number of Subscriber Devices (Behind a Router)

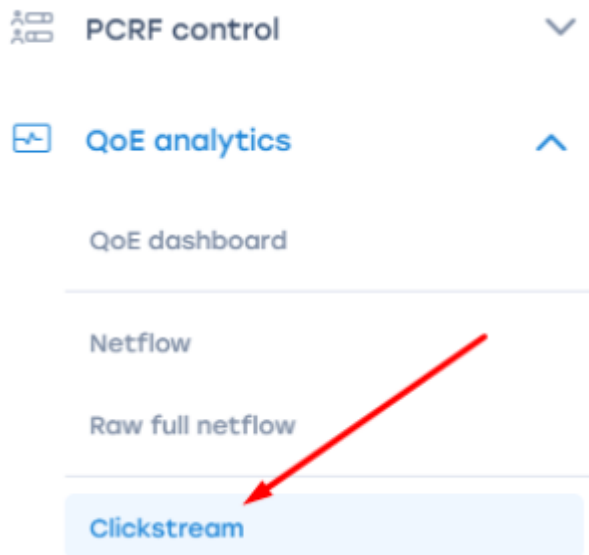
The number of subscriber devices calculated using UserAgent metric in ClickStream QoE.

Metrics work well on large amount of data. When working with this metrics, mind the following nuances:

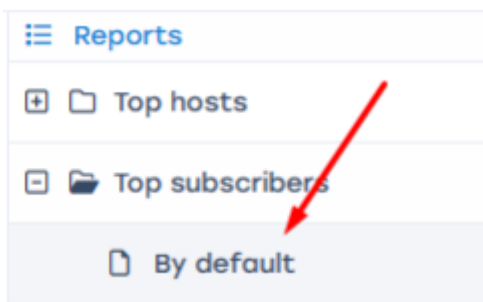
1. In QoE, device count is only determined for devices that were online during data collection. The longer the collection period - the more accurate the data.
2. Not all devices are detected by this metric. Some devices generate multiple different UserAgents simultaneously when running multiple applications.

How to collect data in the QoE Analytics section:

1. Move to ClickStream



2. Select "Top Subscribers" from the standard reports list on the right and "Default" preset

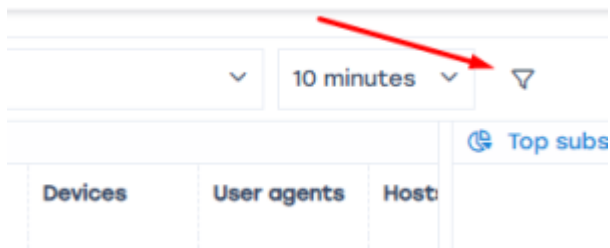


3. Select the "Devices" statistics column. This column shows the approximate number of devices per subscriber.

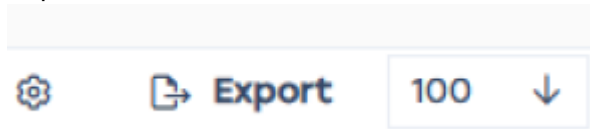
Login	Devices	User agents
Q FILTER	8	17
60759	9	17
85483	95	179
37754	37	89

4. You can perform various actions with this metric for convenience:

1. Apply a device count filter. For example, filter subscribers that have from 3 to 10 devices.



2. Export this subscriber list to .xls for further analytical work.



Important: The longer the selected ClickStream period, the more accurate the data. We recommend selecting a period of at least 24 hours.

