

# Содержание

<b>18 Channels and services</b> .....	3
Subscribers and services .....	3
Services .....	5
Tariff plans .....	7



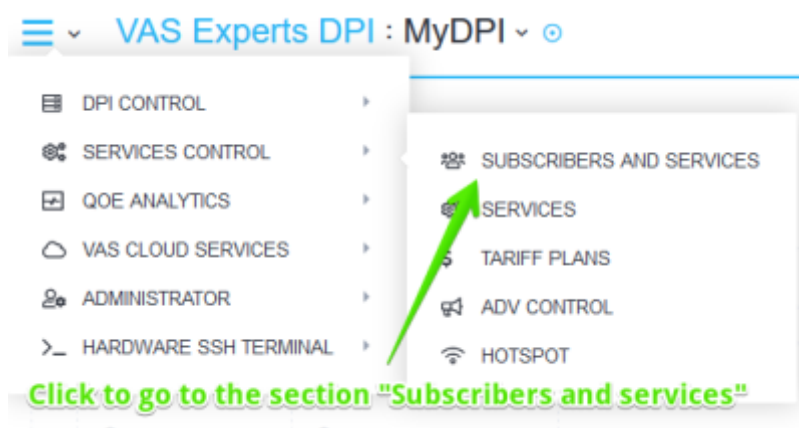
# 18 Channels and services

## Subscribers and services

In this section, when you go to the "Channels" tab, the channel section will open, in which you can manage the list of all channels on DPI equipment and bind services and tariff plans to them.

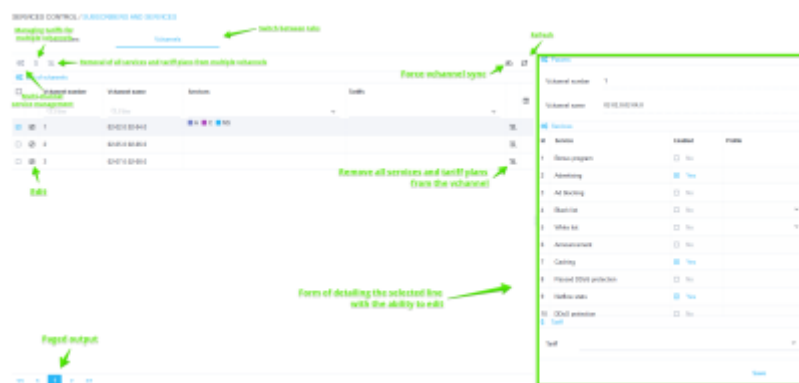
Synchronization of lists is performed on a schedule every 30 minutes.

To go to the section, open the Service management menu and click "Subscribers and services".



Next, you need to click on the "Vchannels" tab.

A section will open as in the picture below.



The section has the following options:

- Viewing the list of subscribers and vchannels, as well as connected services with the ability to filter
- Detailing by vchannel
- Activate / deactivate services
- Perform group operations
- Activate / deactivate tariff plan

## Vchannel editing

You can edit a vchannel either through the detail form (on the right), or through a separate form, if you click on the Edit icon opposite the vchannel.

Params			
Vchannel number	1		
Vchannel name	02-02.0:02-04.0		

Services			
Id	Service	Enabled	Profile
1	Bonus program	<input type="checkbox"/> No	
2	Advertising	<input checked="" type="checkbox"/> Yes	
3	Ad blocking	<input type="checkbox"/> No	
4	Black list	<input type="checkbox"/> No	▼
5	White list	<input type="checkbox"/> No	▼
6	Announcement	<input type="checkbox"/> No	
7	Caching	<input checked="" type="checkbox"/> Yes	
8	Passed DDoS protection	<input type="checkbox"/> No	

Tariff

Close Save

## Group connection / disconnection of services

It is possible to connect and disconnect services to several vchannels at once. To do this, select several lines (using ctrl or shift) and click the Services button.

A form will open where you can connect and disconnect services to selected subscribers.

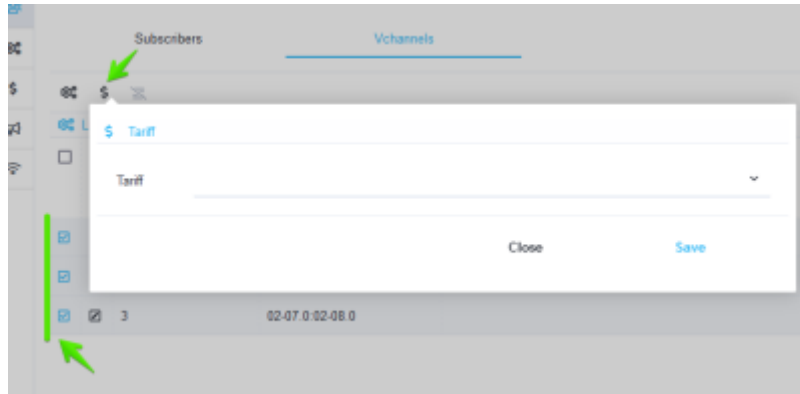
	Vchannel number	Vchannel name	Services
<input checked="" type="checkbox"/>	1	02-02.0:02-04.0	A C NS
<input checked="" type="checkbox"/>	2	02-05.0:02-06.0	
<input checked="" type="checkbox"/>	3	02-07.0:02-08.0	

Several selected

## Group connection / disconnection of tariff plans

It is possible to connect and disconnect the tariff plan for several vchannels at once. To do this, select several lines (using ctrl or shift) and click the Tariffs button.

A form will open where you can connect and disconnect services to the selected vchannels.



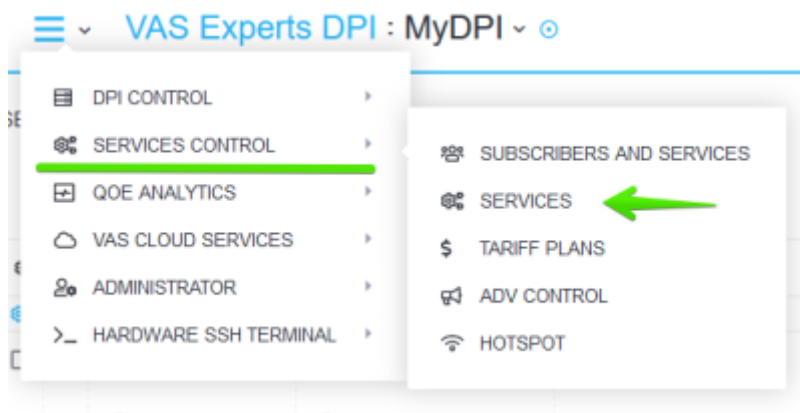
## Removal of all services and vchannel tariffs

It is possible to remove all connected services and tariff plans from the selected vchannels. To do this, click on the icon for deleting all services and vchannel tariffs in the penultimate column of the table.

A modal window will appear confirming the deletion of all services and vchannel tariffs.

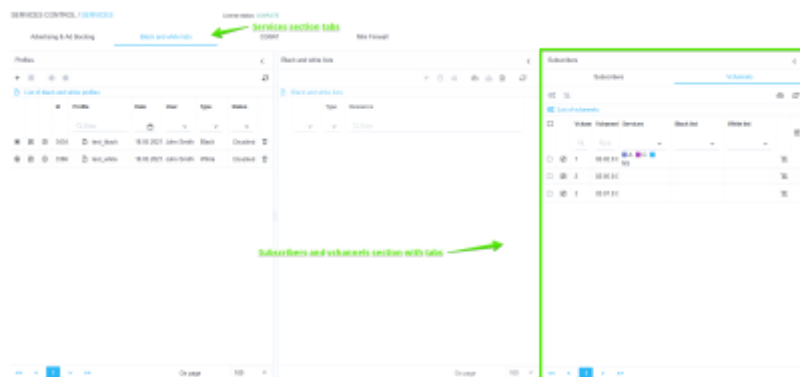
## Services

To go to the section, open the Service management menu and click "Services".



Then you need to go to any of the tabs except "Advertising & Ad Blocking".

A section will open as in the picture below.



## Black and white lists

The picture below shows the vchannel table, which has 2 columns, in which it is possible to view which "Black list" and "White list" profiles are applied to the vchannel.

		Subscribers	Vchannels		
		Subscribers	Vchannels		
List of vchannels					
<input type="checkbox"/>	Vchanr	Vchannel	Services	Black list	White list
<input type="checkbox"/>	1	02-02.0.0	A C NS		
<input type="checkbox"/>	2	02-05.0.0			
<input type="checkbox"/>	3	02-07.0.0			

## CGNAT

The picture below shows the vchannel table, which has a column "CGNAT", in which it is possible to view which CGNAT profiles are applied to the vchannel.

		Subscribers	Vchannels	
		Subscribers	Vchannels	
List of vchannels				
<input type="checkbox"/>	Vchannel	Vchannel	Services	CGNAT
<input type="checkbox"/>	1	02-02.0.02-0	A C NS	
<input type="checkbox"/>	2	02-05.0.02-0		
<input type="checkbox"/>	3	02-07.0.02-0		

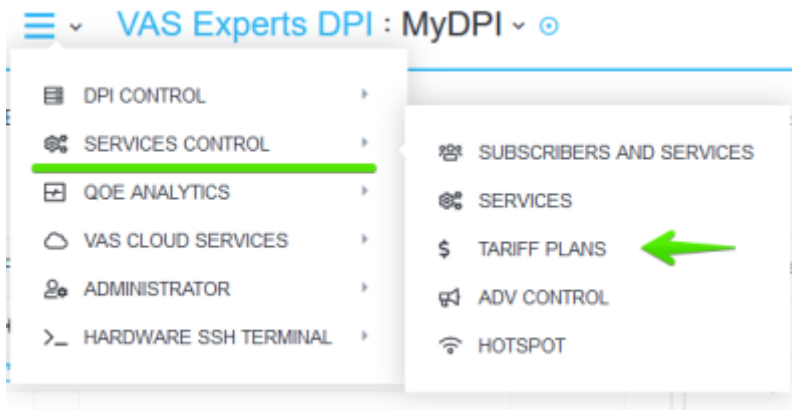
## Mini Firewall

The picture below shows the vchannel table, which has a "Mini Firewall" column, in which it is possible to view which Mini Firewall profiles are applied to the vchannel.

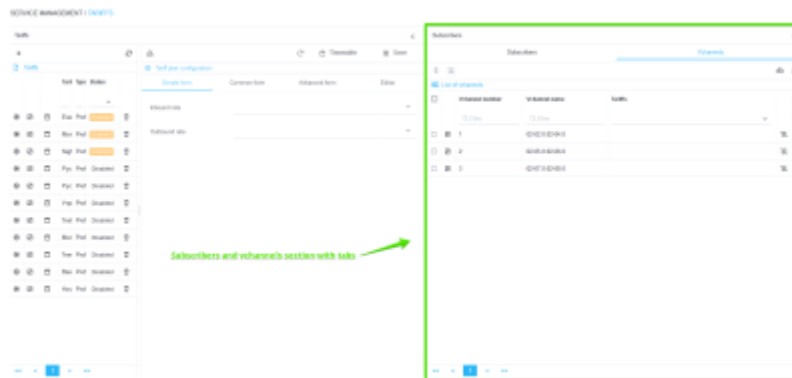
Vchannel number	Vchannel name	Services
1	02-02.0:02-04.0	A, C, H
2	02-05.0:02-06.0	
3	02-07.0:02-08.0	

## Tariff plans

To go to the section, open the Service management menu and click "Tariff plans".



A section will open as in the picture below.



The picture below shows a table of vchannels, which has a column "Tariffs", in which it is possible to view which tariff plans are applied to the vchannel.

Vchannel number	Vchannel name	Tariffs
1	02-02.0:02-04.0	
2	02-05.0:02-06.0	
3	02-07.0:02-08.0	