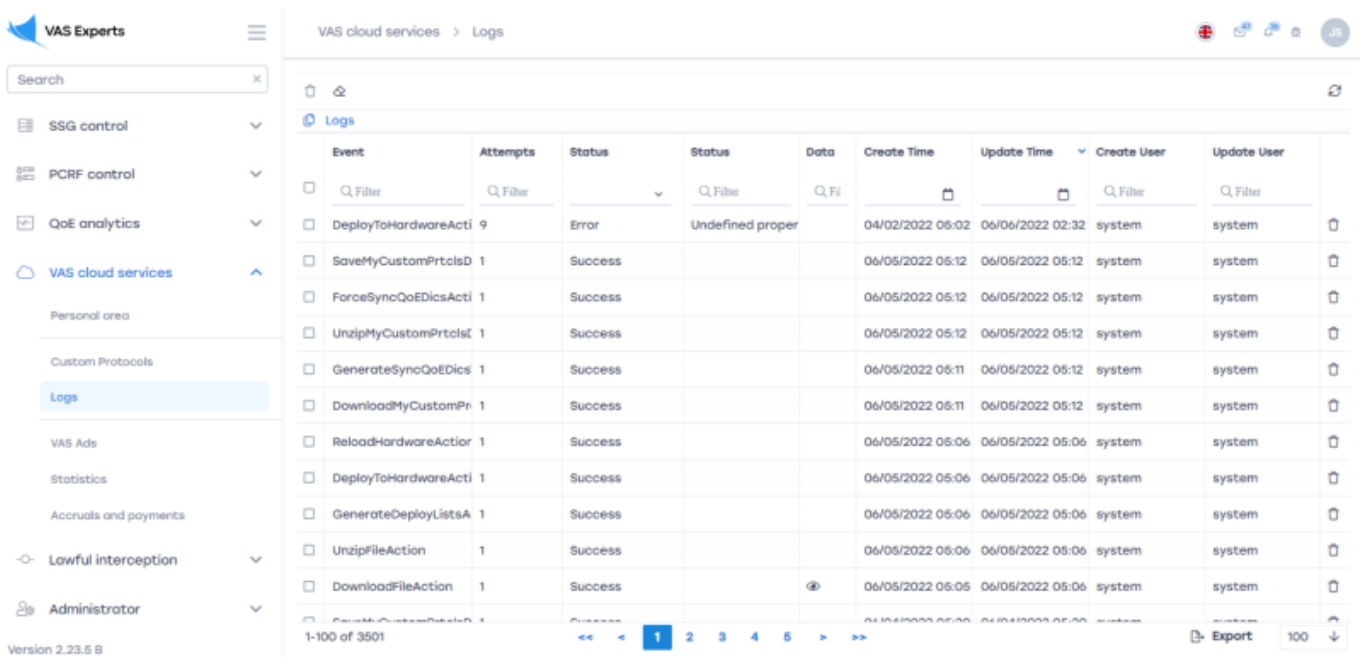


Table of Contents

2 Logs VAS cloud	3
<i>Delete a file</i>	3
<i>Clear the list of files</i>	3
<i>Update the list</i>	3
<i>Export a list</i>	4

2 Logs VAS cloud

To go to the Logs VAS cloud section, open the VAS CLOUD SERVICES menu and LOGS VAS CLOUD.

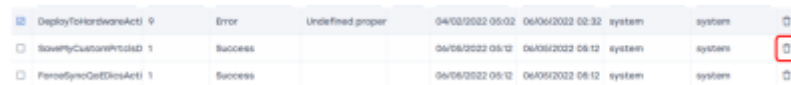


Delete a file

To delete log files, select from the list and click on the **"Delete"** button.




Also the selected file by clicking on the **"Delete"** button located to the right of each item in the list.




Clear the list of files

To clear the list of files, click on the **"Clear"** button.



Update the list

To update the list of files, click on the **"Update"** button.



Export a list

To export the list of files, click on the **"Export"** button.

