

# Содержание

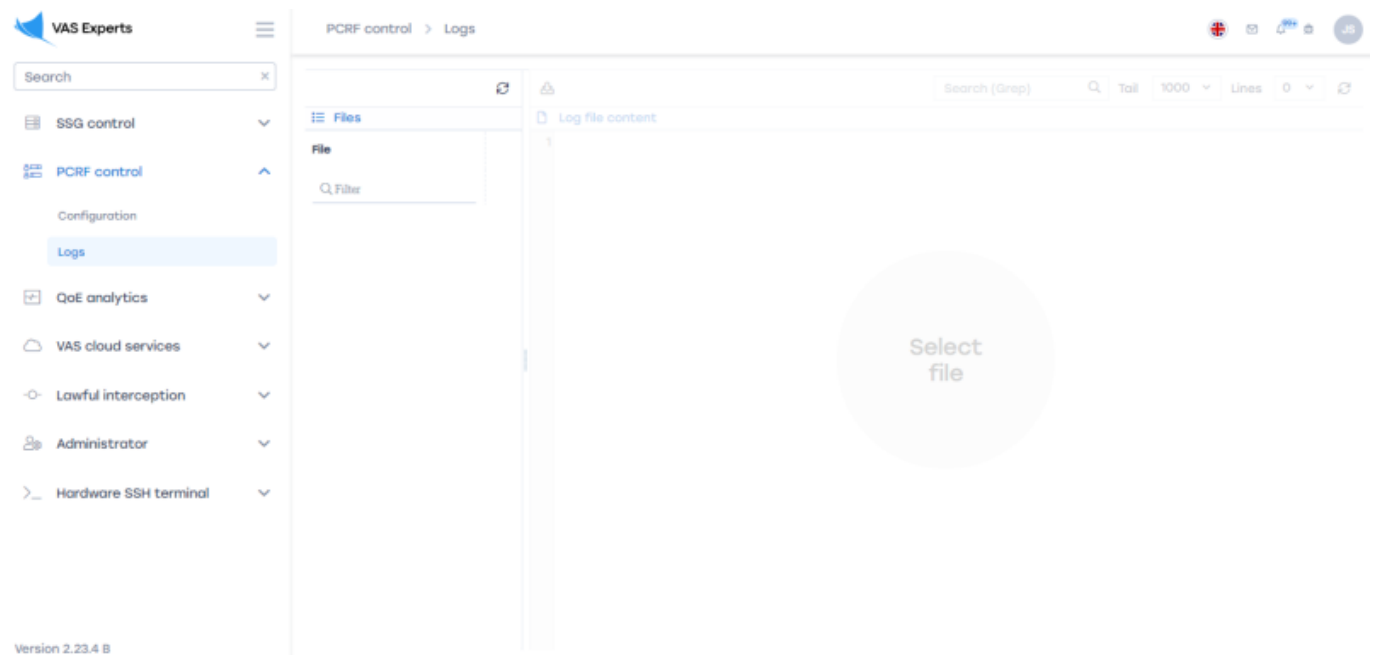
<b>2 PCRF logs</b> .....	3
<b><i>Files</i></b> .....	3
Updating the list .....	3
<b><i>Contents of the log file</i></b> .....	3
Downloading a log file .....	3
Information on the last lines of the file .....	4
Updating the file .....	4



# 2 PCRF logs

## Files


To go to the section, click the PCRF control menu item, then click the Logs menu item.



To create or view a custom server that provides work access in the section, go to

## Updating the list

To update the list of files, click on the **"Update"** button located in the toolbar.

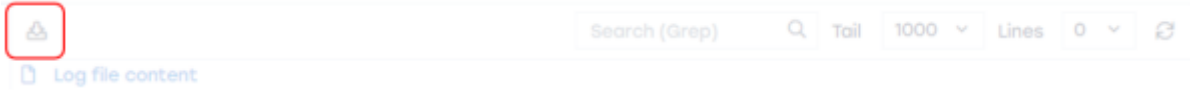


To view the contents of the file, double-click on the selected file. A form with information will open on the right.

## Contents of the log file

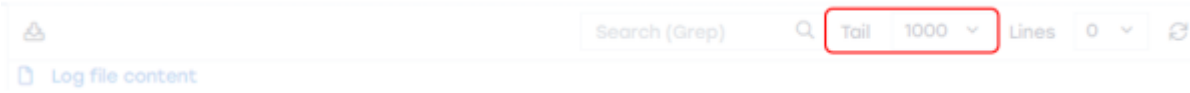
## Downloading a log file

To download the file completely to your device, click on the **"Download the file completely"** button.



## Information on the last lines of the file

To get information on the last n-lines of the log file, select the appropriate value from the drop-down list.



## Updating the file

To update the file, click on the **"Update"** button.

