

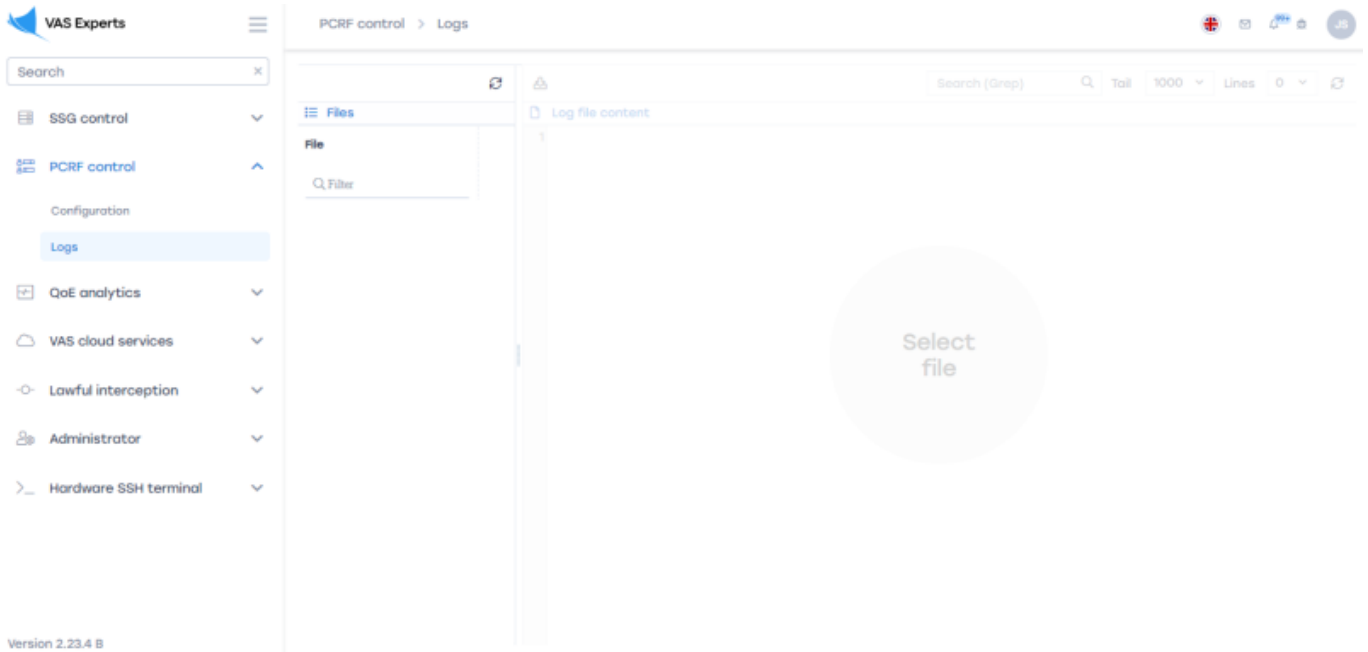
Содержание

2 PCRF logs	3
Files	3
Updating the list	3
Contents of the log file	3
Downloading a log file	4
Information on the last lines of the file	4
Updating the file	4

2 PCRF logs

Files


To go to the section, click the PCRF control menu item, then click the Logs menu item.



To create or view a custom server that provides work access in the section, go to

Updating the list

To update the list of files, click on the **"Update"** button located in the toolbar.

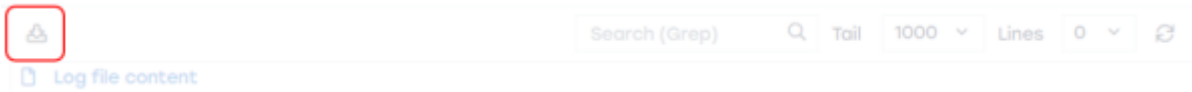


To view the contents of the file, double-click on the selected file. A form with information will open on the right.

Contents of the log file

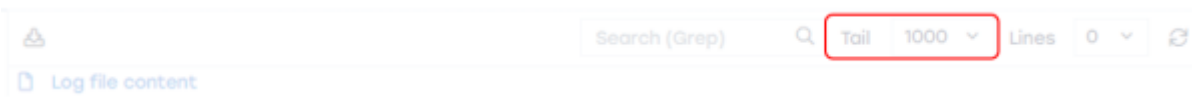
Downloading a log file

To download the file completely to your device, click on the **"Download the file completely"** button.



Information on the last lines of the file

To get information on the last n-lines of the log file, select the appropriate value from the drop-down list.



Updating the file

To update the file, click on the **"Update"** button.

