

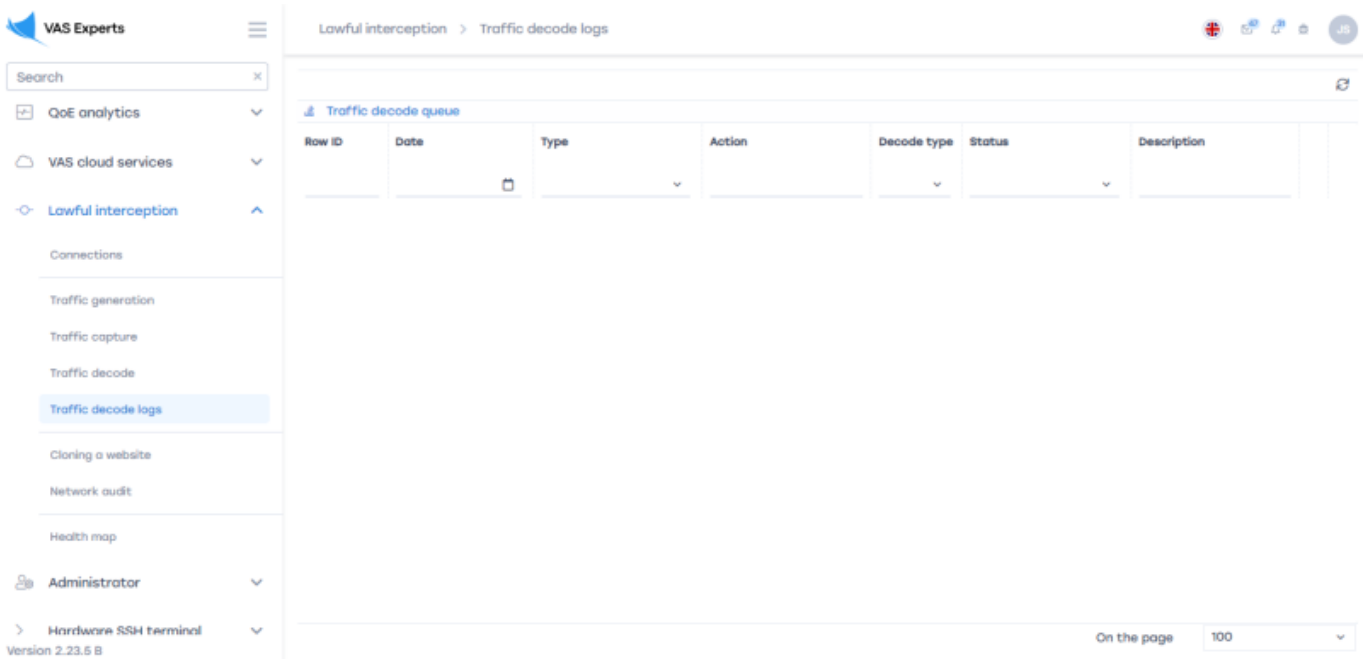
# Table of Contents

- 3 Traffic decode logs ..... 3
  - Updating the list* ..... 3
  - Contents of the log file* ..... 3
  - Deleting a list row* ..... 4



# 3 Traffic decode logs

To go to the Traffic decode logs section, open the LAWFUL INTERCEPTION menu and TRAFFIC DECODE LOGS.



This section contains a list of pcap servers and tasks created by the user in the "Traffic Analysis" section. This list can be filtered by the line number of the list, date, type, action, type of parsing, status and description.







## Updating the list

To update the list, click on the **"Update"** button located on the right in the toolbar.





## Contents of the log file

To view the file, click on the **"Information"** button located to the right of each item in the list.

							
1	13.02.2022 11:19:00	Pcap	SendFileAction		Ошибки	Ssh not connected	 

## Deleting a list row

To delete a line in the list, click on the **"Delete"** button located to the right of each item in the list.

							
1	13.02.2022 11:19:00	Pcap	SendFileAction		Ошибки	Ssh not connected	